
About Your Water Meter

The Clay Rural Water System has used two different brands of water meters in its' installations since the water system was constructed in 1980. Both operate in the same manner but may look different than the example given in this brochure. If you are unsure of what type of meter you have or where it is located, please contact the System office at (605) 267-2088.

South Union Members

Clay RWS reads the water meters for those members located in southern Union County. This includes all rural users located south of Elk Point and those users located in the Wynstone, Riv-R-Land and Sandy Mead Housing Development areas.



Clay Rural Water System, Inc.
30376 SD Hwy 19
Wakonda SD 57073-6416
605-267-2088
605-267-2085 fax



Water Meter Reading Guide



“The Mission of the Clay Rural Water System, Inc. is to provide high quality water service to the consumers of the Corporation at the lowest possible cost, consistent with sound business practices”.



Water Meter Reading Guide

WHEN TO READ

Clay Rural Water System Members should read their water meter between the 25th and the end of each month. Payment should be postmarked by the first.

WHERE TO READ

Your water meter is located either in your basement or in a pit on your property. Basement meters have either a direct read register (#1) or a generator register (#2) that is connected to an outside remote register (#3) with a small wire. All pit meters use a generator and remote register.


HOW TO READ

Meters register water use and record it on a display in tenths (indicated by the red pointer), hundreds (indicated by the black spaces) and thousands (indicated by the white spaces) of gallons. Remote registers indicate all water use in thousands. **When reading your meter, read only the thousands.**


FILLING OUT YOUR BILLING CARD

After reading your meter or remote, transfer the reading to your billing card. Record only the thousands. The tens and hundreds are preprinted as zeros. Fill in the payment amount from your rate chart. Submit payment and billing card in the mailing envelopes furnished in your billing packet. Record your readings on the back of your billing packet for future reference.


#1 Direct Read Register




#2 Generator Register



#3 Remote Register





CLAY RURAL WATER SYSTEM, INC.		THESE CARDS ARE NOT TRANSFERABLE TO A NEW LOCATION		BATCH #		FOR OFFICE USE ONLY	
30376 SD HWY 19 WAKONDA, SD 57073-6416							
Acct 0222 Loc # 99-55-22-01							
ROBERT SMITH 22222 555TH AVE WAKONDA SD 57073							
MARK METER READING MONTH							
JAN	FEB	MAR	APR	MAY	JUN	JUL	AUG
SEP	OCT	NOV	DEC				
[]	[]	[]	[]	[]	[]	[]	[]
						PRESENT READING	
						[] [] [] []	
						PREVIOUS MONTH READING	
						[] [] [] []	
						TOTAL GALLONS USED	
						[] [] [] []	
						AMOUNT OF PAYMENT FROM RATE SCHEDULE \$	

						AFTER 1ST ADD \$4.00 LATE CHARGE \$	

						ADJUSTMENTS \$	

						AMOUNT PAID \$	

THIS REMITTANCE PAID BY CASH () CHECK () MONEY ORDER ()							